

# Photograph and Signature GUIDELINES

## 1.) Photograph should be Passport Size.



## 2.) Photograph should be clearly visible and good quality.



Poor scanning  
Quality, Wrongly  
cropped

## 3.) Photograph should be colored.



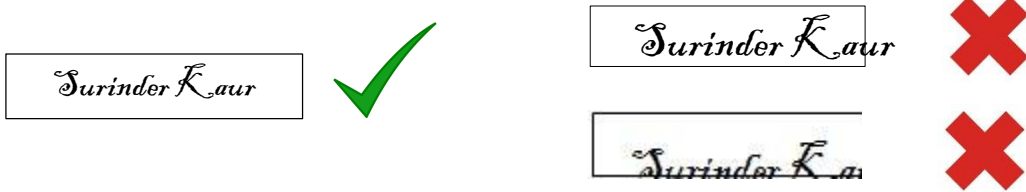
## 4.) Paste the photograph correctly in the given box.



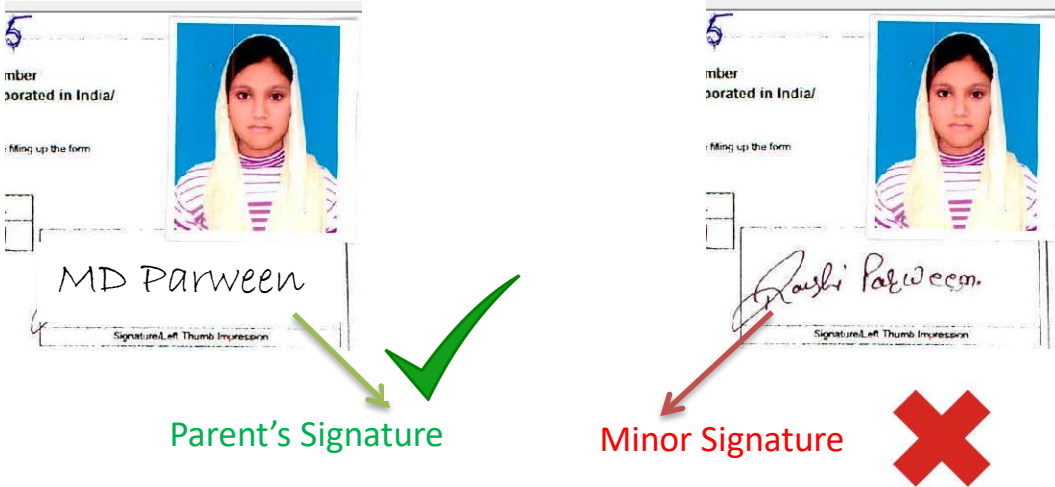
## 5.) Photograph background should be plain (avoid red background).



6.) Signature should be placed within the signature box.



7.) In Case of Minor applicant, Either Parents or Guardian 's Signature should be there.



8.) Thumb impression should be attested.



# Examples of Wrong Cropping

## ❖ Wrongly Cropped Photographs shown below.



The box outline should not be visible.



Picture should be clear and front facing.

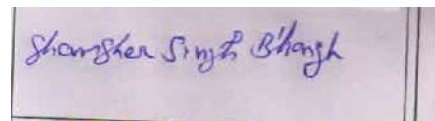



Do not crop the area outside the box



Picture should be cropped equally on both sides.

## ❖ Wrongly Cropped Signatures shown below.



The box outline should not be visible.



Signature should not be cut from any side.



Signature should be clear.